

How to register on Pflaumweeklies.com

GospelWeeklies
Pflaum  FAITH FORMATION PROGRAM

Browse ▾



Register

Log In

≡

Faith Formation Program

Pflaum Gospel Weeklies

+100 Online Resources!

**Seeds**
Preschool

**Promise**
Grades K-1

**Good News**
Grades 2-3

**Venture**
Grades 4-6

**Visions**
Grades 7-8

Step 1 - Two ways to access the “Registration form”

- 1 Whenever you click on a restricted link, a window will appear asking for login information. If you are a customer and you have never registered online, click on the yellow button “Register”.

Teaching Guides



If you've misplaced your guide or need to have one!

Teaching Guide Sep. 22 - Nov. 10 (English)

Teaching Guide Sep. 22 - Nov. 10 (Spanish)

Are you a Pflaum Gospel Weeklies Customer?

Register Here Get Access To +100 Online Resources For Catechists, Parents, And Program

Already registered? Login below

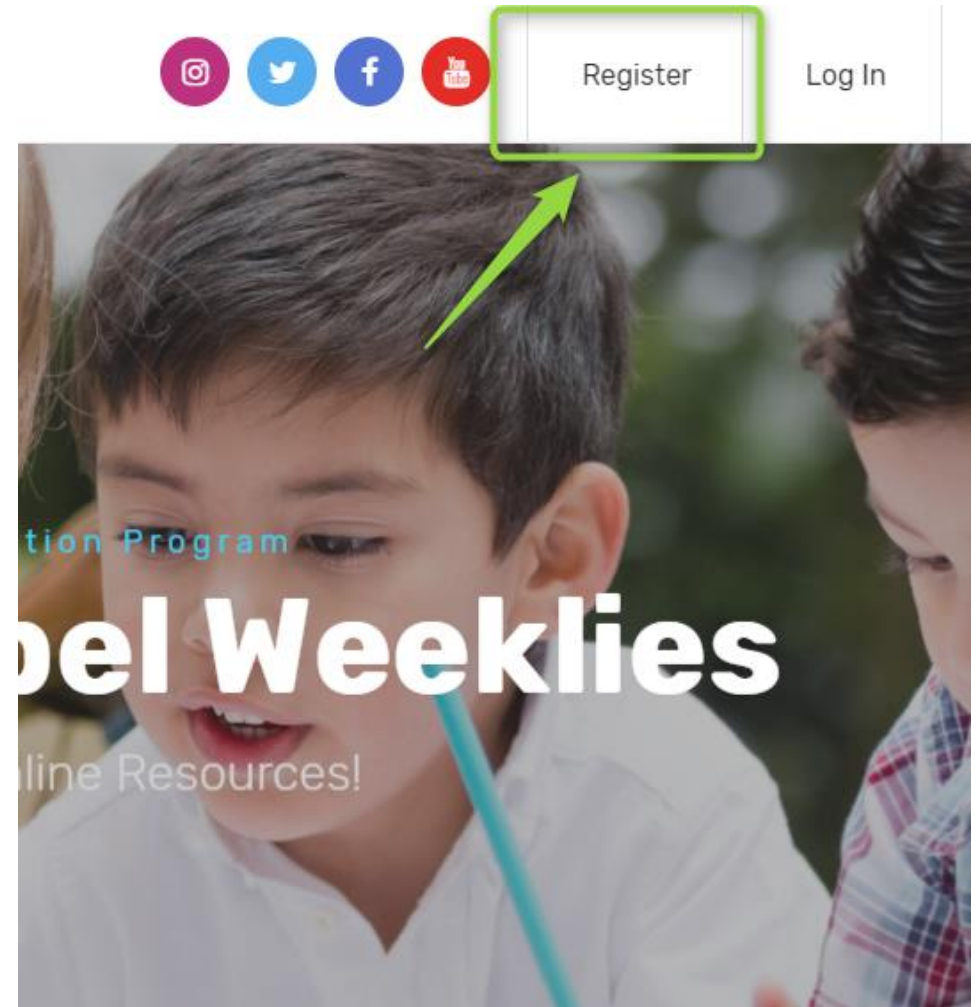
Username or Email
judith_kalombo

Password


Login Lost Your Password?

A black arrow points from the 'Teaching Guides' section to this registration form window. A green arrow points to the 'Register Here' button.





- 2 At the top right corner of the website click on “Register”



Step 2 – Fill out the Registration form and submit it

GospelWeeklies
Pflaum  FAITH FORMATION PROGRAM

Browse ▾



Register

Welcome to *Pflaum Gospel Weeklies* Online Resources

If you or your parish are *Pflaum Gospel Weeklies* customers and it is your first visit to our new website, register here to get access to **+100 online resources for catechists, parents, and program directors.**

If you are not a customer, learn more about us [here](#).

*All fields are required.

?


Registration confirmation will be emailed to you.

Register

Note that all fields are required.

As a customer, you will need to provide a Customer Number. Your Customer Number can be found on your reorder or billing statement. It is a 7-figure number (no letters included).

The location of your Customer Number is highlighted on this billing statement sample below:

weeklies.					
Terms: Net must be cla Federal Tax	Product Total Shipping Balance Due				
Thank You!					
Daytime Phone:					
E-mail:					
U1234567 XX XXXXXXXX					
GospelWeeklies Pflaum  FAITH FORMATION PROGRAM					
Detach and send this section with your payment.					
<input type="checkbox"/> Check enclosed. <input type="checkbox"/> Charge my credit card. (See other side.)					

Step 3 – Enjoy free and unlimited access to all Resources

You will receive a confirmation email

Gospel Weeklies

Pflaum  FAITH FORMATION PROGRAM

Dear Pflaum Gospel Weeklies customer,

Your registration to our [Gospelweeklies.com](https://www.gospelweeklies.com) has been confirmed.

As a Director, Catechist or Teacher you will find helpful information to present the *Pflaum Gospel Weeklies* in the classroom with additional activities to enhance the lessons, assessments, review templates, and more.

As a parent it will help you feel comfortable and competent in your important role as the first educators of your children.

Online resources include:

[Family Catechesis](#) - The Gospel for All Ages program includes gathering rituals and discussion questions based on the Sunday Gospels. The large-group sessions are based on the *Pflaum Gospel Weeklies* lessons. Also includes how-to guides to plan four major seasonal events.

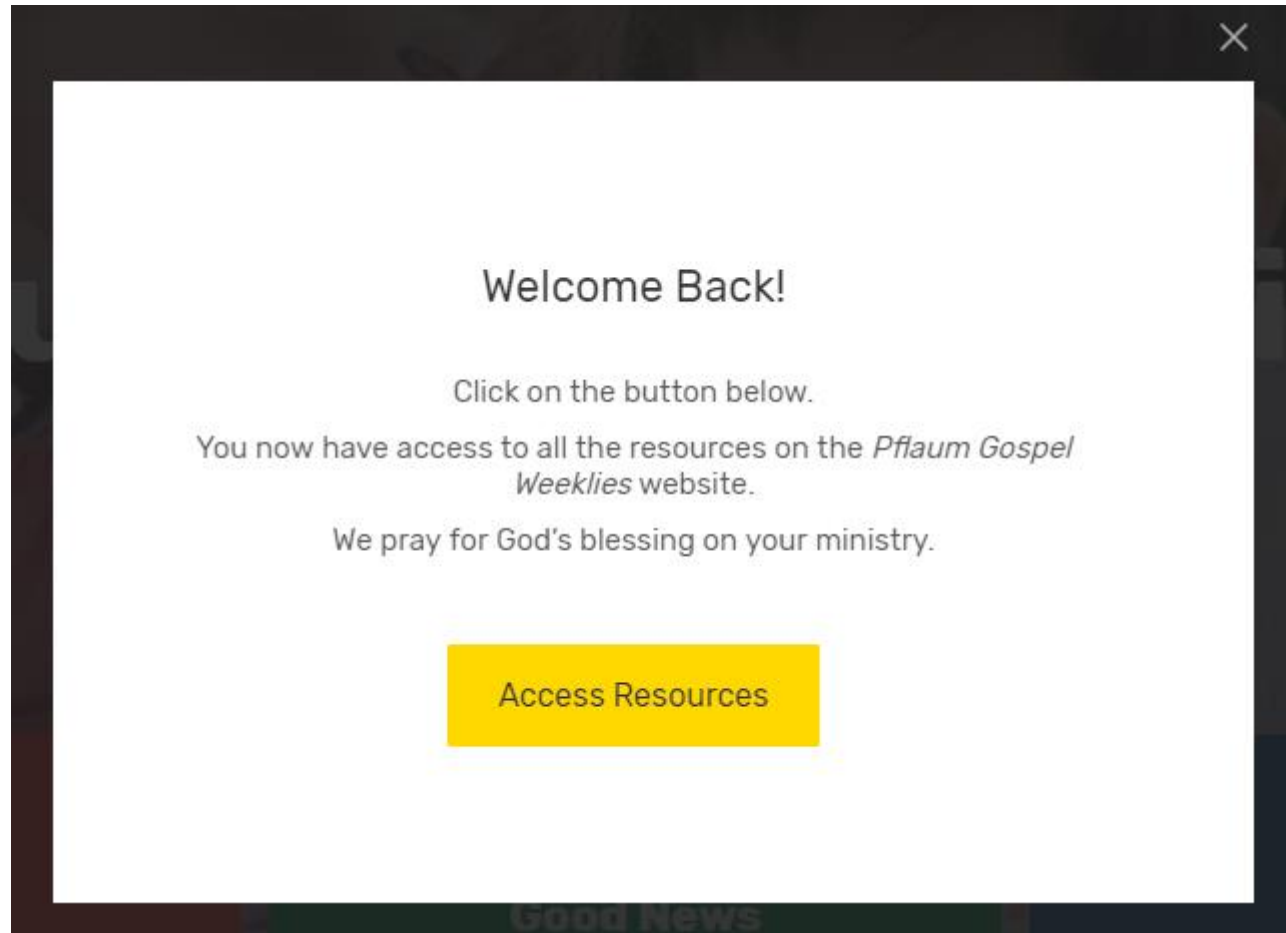
[The Gospel at Home](#) - A weekly guide for parents with a summary of the Sunday Gospel, home discussion starters and activities, and ideas for living the Gospel message. Available in English and Spanish.

[Seasonal Activities](#) - These age-appropriate puzzles and other reproducible activities, coordinated with Church seasons, can be used in a classroom setting or printed by parents for use in the home. Each unit includes Saints of the Season, Feasts of the Season, and a family prayer service.

[Online Assessment](#) - The *Pflaum Gospel Weeklies* Faith Formation Program provides Interactive and online assessment program for its top three levels—Good News, Venture, and Visions. For children in preschool through the first grade, participation in activities and the class process will provide the catechist-teacher with all the needed assessment of progress.

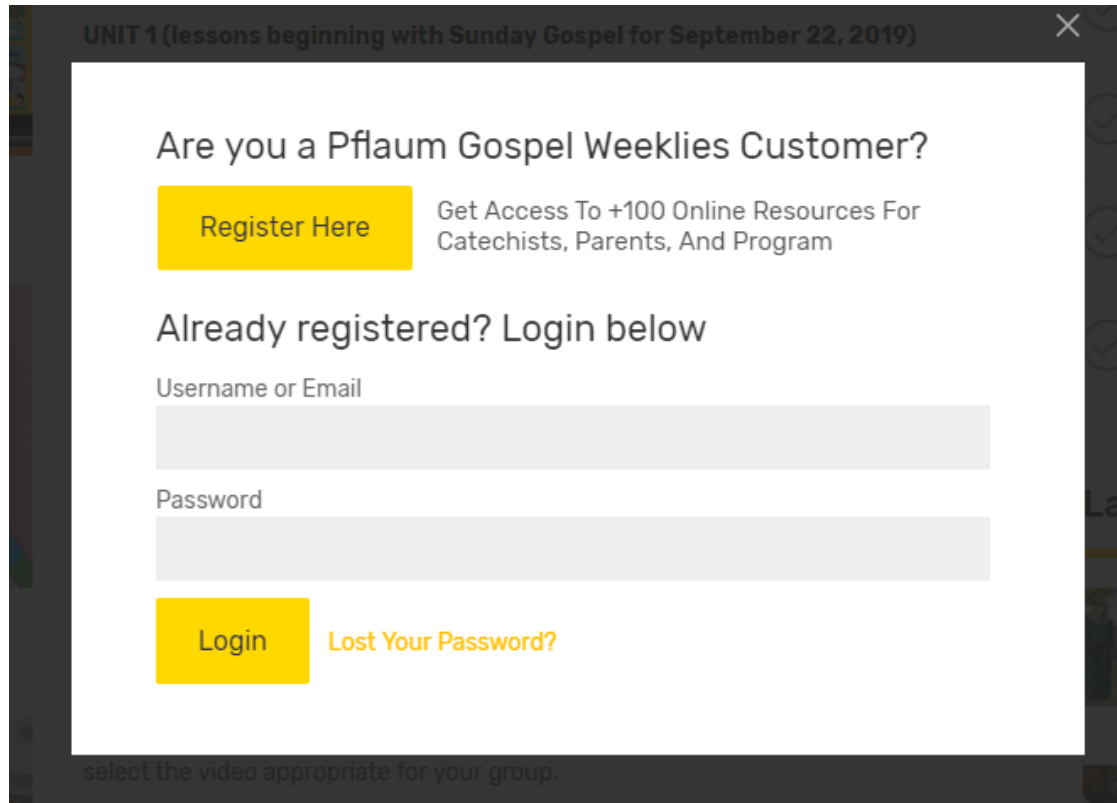
[Our blog and weekly newsletter](#) - Subscribe to our GROW Blog, and every week, receive links to Sunday Gospel reflections as well as timely teaching resources and links to additional classroom and at home activities, upcoming feast days, and relevant videos.

Thank you for trusting us, we pray that this will help and bless your ministr.



Step 4 – Now that you are registered, you can just log in

Click on any restricted resources and log in with you email address and password.



UNIT 1 (lessons beginning with Sunday Gospel for September 22, 2019)

Are you a Pflaum Gospel Weeklies Customer?

[Register Here](#) Get Access To +100 Online Resources For Catechists, Parents, And Program

Already registered? Login below

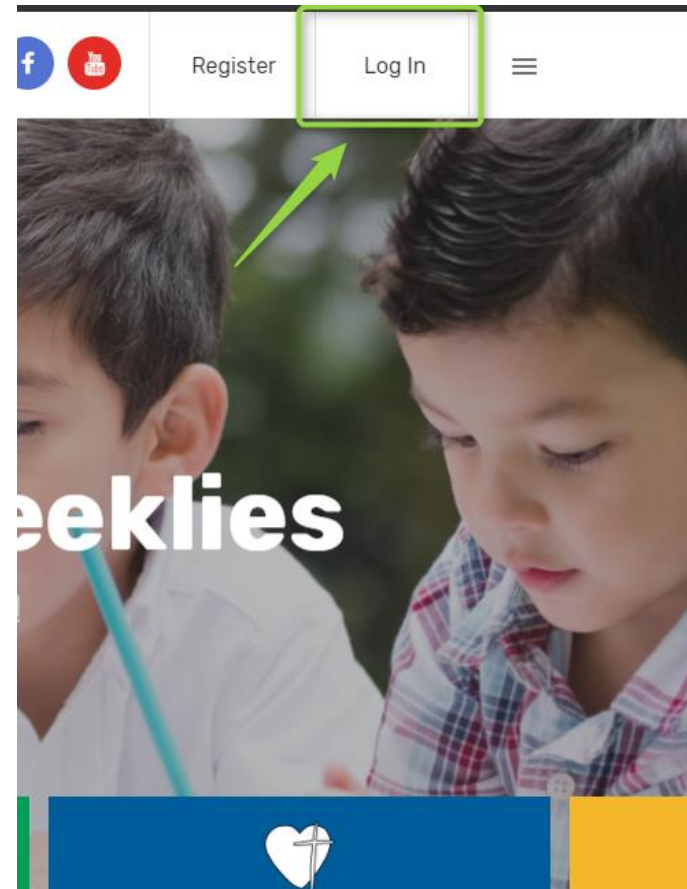
Username or Email

Password

[Login](#) [Lost Your Password?](#)

select the video appropriate for your group.

Click on the top right “Log In” button and enter your email address and password.



Single Login Option – Options for multiple users

If you prefer to use one login for everyone, and not have each teacher/catechist (or parents as teachers) register and create their own login with their own email and password, there actually several options for everyone to use one login and get access to what they need:

1. Everyone uses your email address and the password you picked from when you registered as the only login. This doesn't give them access to anything of yours in any way.
2. You create a new email address that you use instead for the other users. You can have a new one set up on your parish account or even set up a Yahoo or Google email that will be used just to have a valid email address to create one login that everyone uses. If you ever need to reset the password, you will then have an email address that the reset link can be sent to.
3. You can create a fake email address (not as recommended). As long as what you put after the @ is a real email domain, the system should allow it. You will not however, be able to ever use the forget password feature.

With all of these options, you go into Register, put in your customer number and chose one of these email options and pick your password.

You will give that email address and password to everyone who needs access, and they will click the Log In button at top, and will not ever need to go to Register.